



INSTALLATION INSTRUCTIONS

CLASS B & CLASS C DELUXE SEE-THROUGH WINDSHIELD COVER



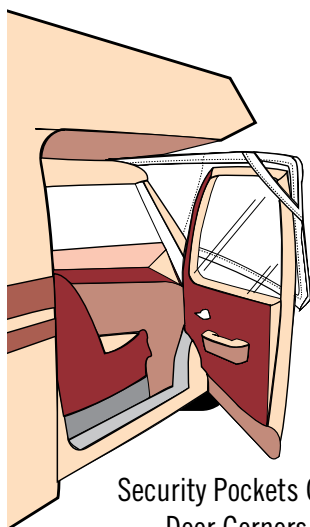
Installs With
No Drilling



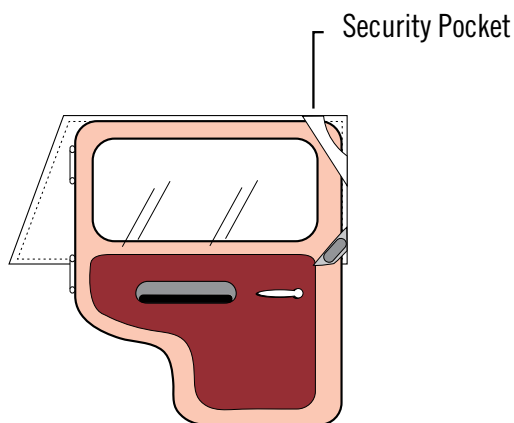
Installs With Magnetic
Fasteners

Installation:

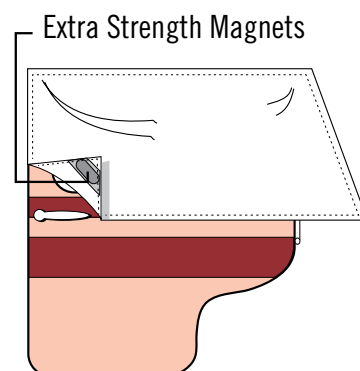
1. Center cover on windshield.
2. Place security pockets over open door corners, then close doors.
3. Done!



Security Pockets Over
Door Corners



(Inside View of Door)



(Outside View of Door)